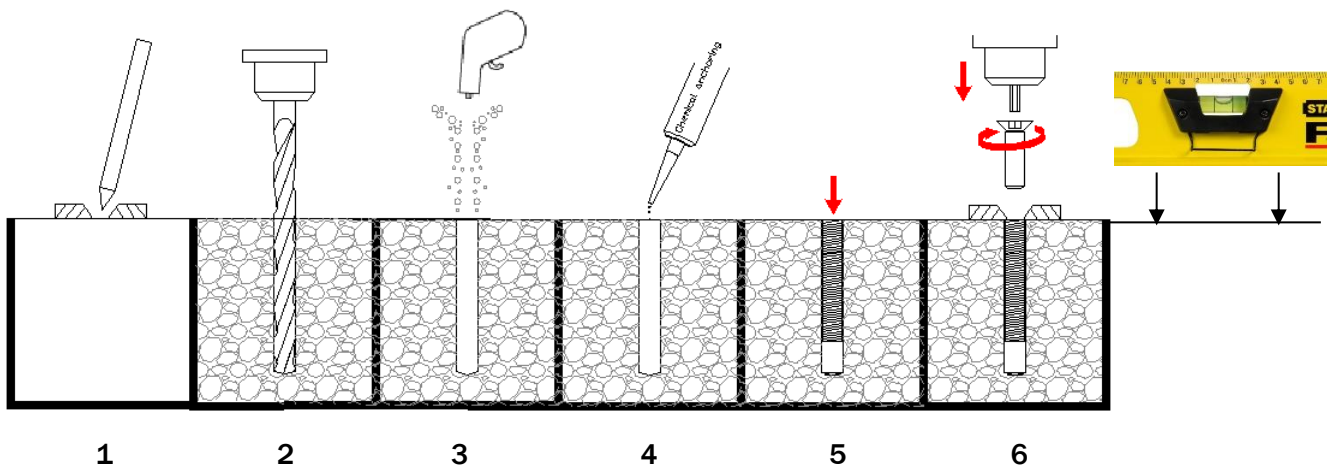


Installation of Denfit StreetWorkout on concrete with **CHEMICAL** **ANCHORING**

Before starting with the installation, check if all the parts on the drawing are delivered.

On concrete (installation on tarmac is not possible)



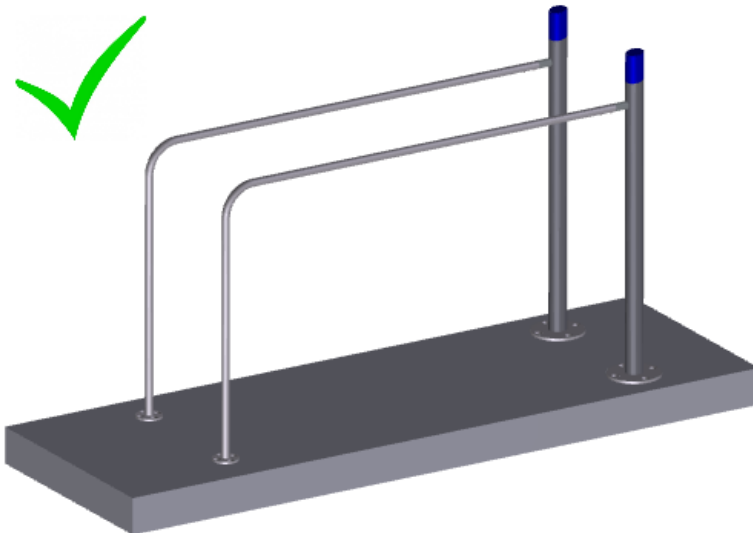


- 1 – Put the unit on a flat concrete floor and mark the holes.
- 2 – Drill the marked holes. See note.
- 3 – Clean the holes with air
- 4 – Apply the chemical anchoring in the holes. See note.
- 5 – Put the provided wedge anchors with internal thread M16 in the holes.
- 6 – Put the footplate with the holes above the rods and fasten the bolts halfway
- 7 – After the bars are installed (see next page) and the posts are level, fasten the bolts into the concrete

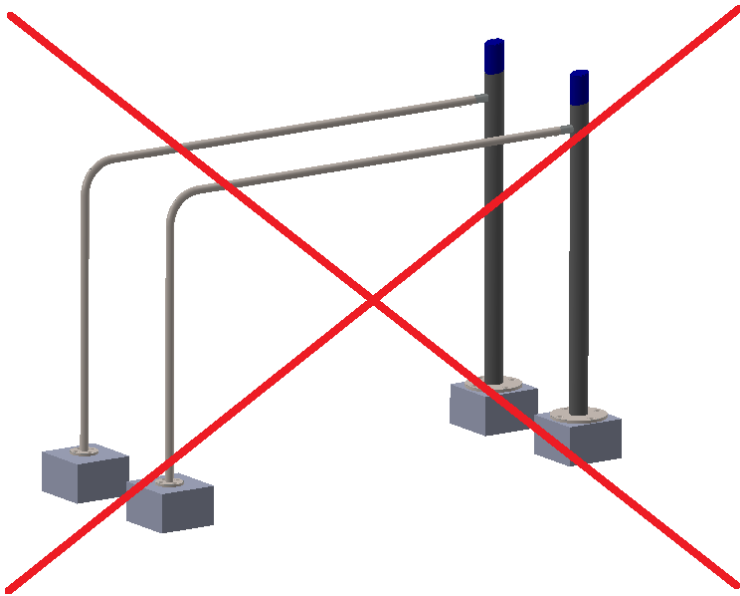
Note: you can also use your own anchors, but ALWAYS use chemical anchoring!

Remarks:


1 - Make sure that the concrete floor is strong enough to install the StreetWorkout unit. It has to be reinforced concrete of **at least 140 mm thickness** and it has to be one compact concrete floor (and not small concrete plates).

The Street Workout units are provided with a round foot plate with sizes from Ø 115 to Ø 230 mm, and they have got 4 anchoring holes. Always use the drawing of the products to determine the centre to centre distances.





2 - Connect all the bars and the ridges:





3 - When the bar is installed between the posts screw in the security bolt halfway **by hand. Do not use a drill.** Then do the adjustments and make sure that the posts are completely level.

Should a bar not go over a ridge smoothly, you can use WD40 to help it.



4 - Tighten the security bolts of the bars completely **ONLY** when the posts are level. **Use Loctite!**

5 - Only then fasten the bolts on the foot plate into the concrete. Only use a drill to completely tighten the bolt, be careful not to damage the coating.





BEFORE APPLYING WET POUR OR ARTIFICIAL GRASS MAKE SURE THAT THE COMPLETE UNIT IS LEVEL, STABLE AND CORRECTLY INSTALLED! AND CHECK IF THE PRODUCT FUNCTIONS AS IT SHOULD.